



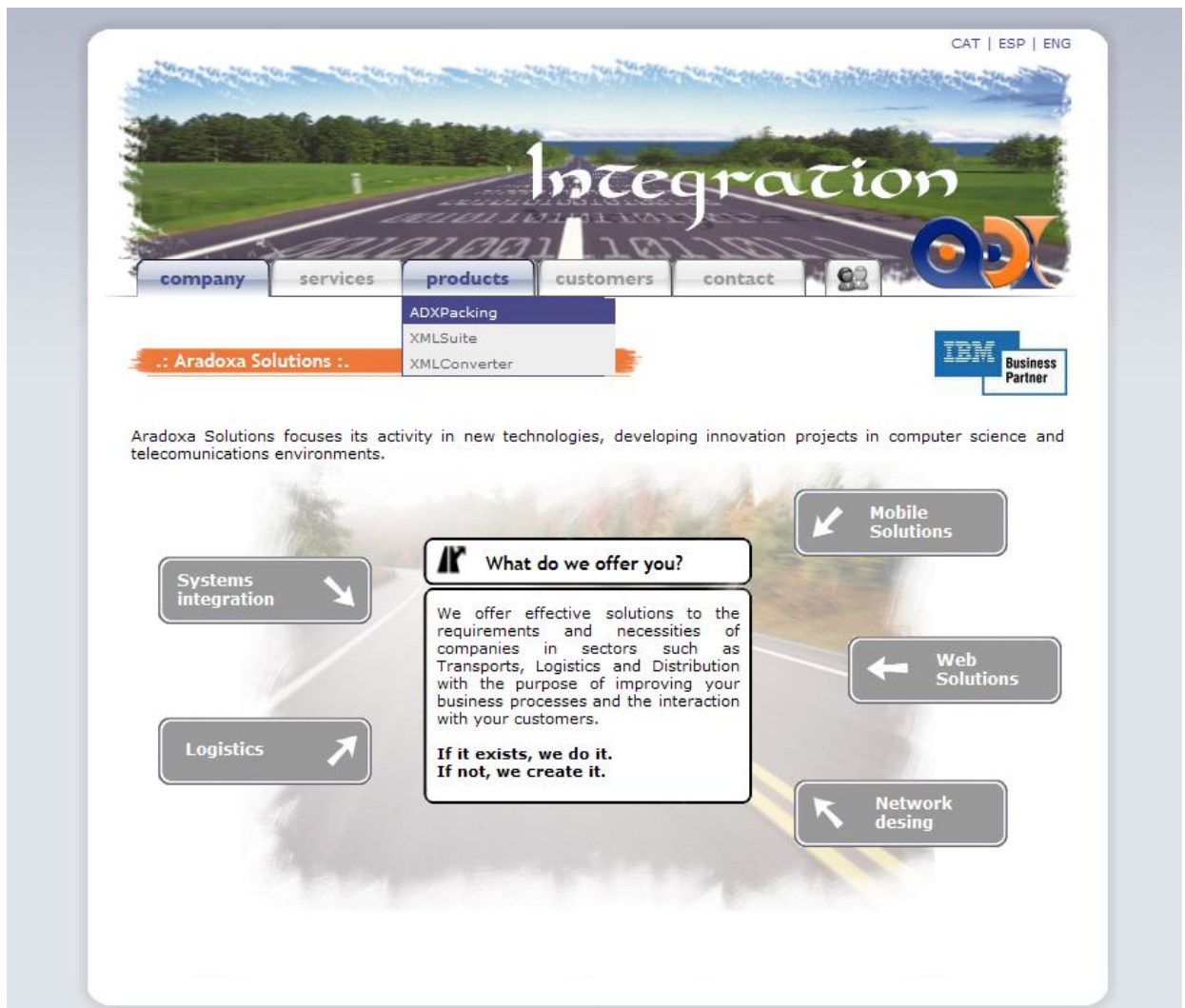
Getting Started ADXPacking (Burberry)

Getting Started

Overview

Visit our web page at www.aradoxa.com where you can know more about us.

To begin with ADXPacking, you must go to Products section and choose ADXPacking.



Getting ADXPacking

You can find information about ADXPacking in www.aradoxa.com by clicking Products→ADXPacking.

CAT | ESP | ENG


company services **products** customers contact

ADXPacking

ADXPacking

XMLSuite

XMLConverter


ADXPacking

Price: 350,00 €

Goto MicroSite

ADXPacking is a Packing List Labeling solution that improves and simplifies logistics management and reduces handling costs in printing labels.

According to customer requirements, we have developed this solution that optimizes delivery integration between suppliers and customers through easy data exchange interfaces.

ADXPacking integrates customer's files from FTP or a system folder, and a wizard allows you to define different file formats in order to process them without extra development. This solution minimizes data translation errors because of data being received directly by the supplier from the customer.

©2003 - Aradoxa Solutions | Nota legal | Webmaster | W3C XHTML 1.0 | W3C CSS

To obtain more information about ADXPacking and **get a 30-day trial version**, you should go to the Microsite or access directly to <http://www.aradoxa.com/adXPacking/>.

ADXPacking

User Password Login

Home

Downloads

Contact

Buy

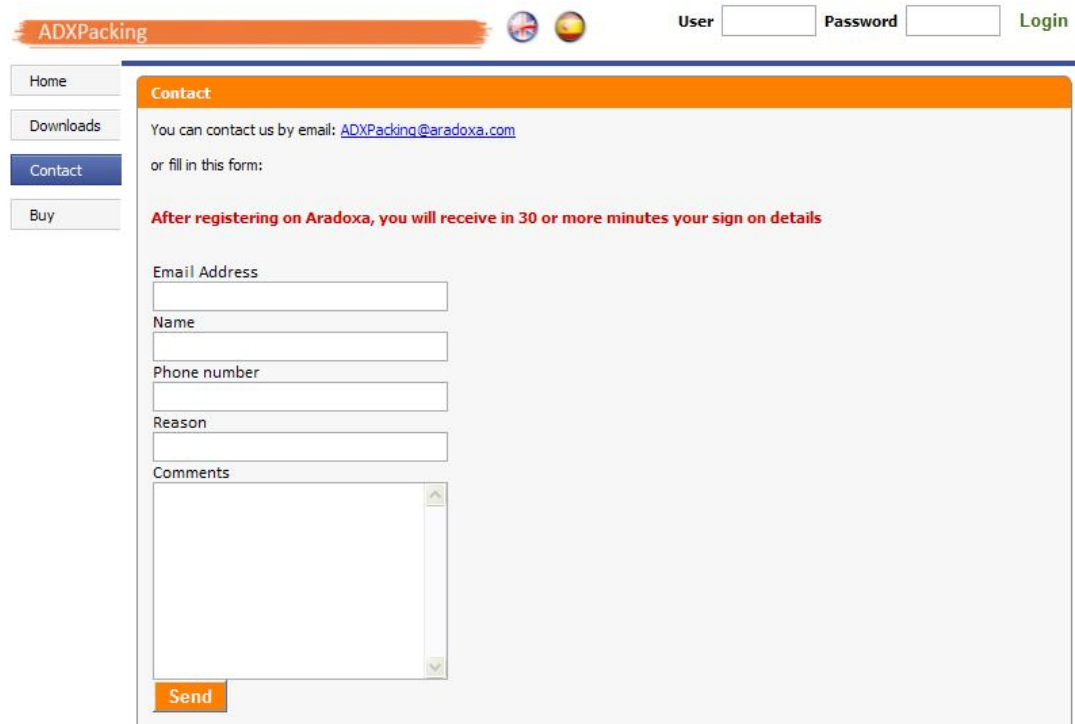
Home

ADXPacking is a Packing List Labeling solution that improves and simplifies logistics management and reduces handling costs in printing labels. According to customer requirements, we have developed this solution that optimizes delivery integration between suppliers and customers through easy data exchange interfaces..

ADXPacking integrates customer's files from FTP or a system folder, and a wizard allows you to define different file formats in order to process them without extra development. This solution minimizes data translation errors because of data being received directly by the supplier from the customer.

1. Fill in the form 'Contact' and send it.

Reason = 'BURBERRY'



The screenshot shows the ADXPacking website interface. At the top, there is a navigation bar with the site name 'ADXPacking', a language selector (English and Spanish flags), and a login section with 'User' and 'Password' input fields and a 'Login' button. On the left side, there is a vertical menu with buttons for 'Home', 'Downloads', 'Contact' (which is highlighted in blue), and 'Buy'. The main content area is titled 'Contact' and contains the following text: 'You can contact us by email: ADXPacking@aradoxa.com or fill in this form:'. Below this is a red notification: 'After registering on Aradoxa, you will receive in 30 or more minutes your sign on details'. The form includes input fields for 'Email Address', 'Name', 'Phone number', and 'Reason', and a larger text area for 'Comments'. A 'Send' button is located at the bottom of the form.

2. Then, you will receive an email with your user and password to sign in the website (<http://www.aradoxa.com/adxpacking/>) and download ADXPacking software.

After registering on Aradoxa, you will receive in 30 or more minutes your sing on details.

De: ADXPacking
Enviado el: martes, 26 de enero de 2010 13:28
Para: ADXPacking; user@vendor.com
Asunto: ADXPacking Register

Thanks for signing ADXPacking

Here's your username and password to download the application ADXPacking and access various services of the microsite

Your User Name is: **vendor1**
Your User Password is: **pwdvendor**

Instructions:

Access to [microsite](#) and signing with the username and password supplied

Once validated access to the download tab and follow the instructions

If you have any questions please contact us, Thanks

Aradoxa Solutions S.L.]

You will use the received data to log in and enter to ADXPacking site

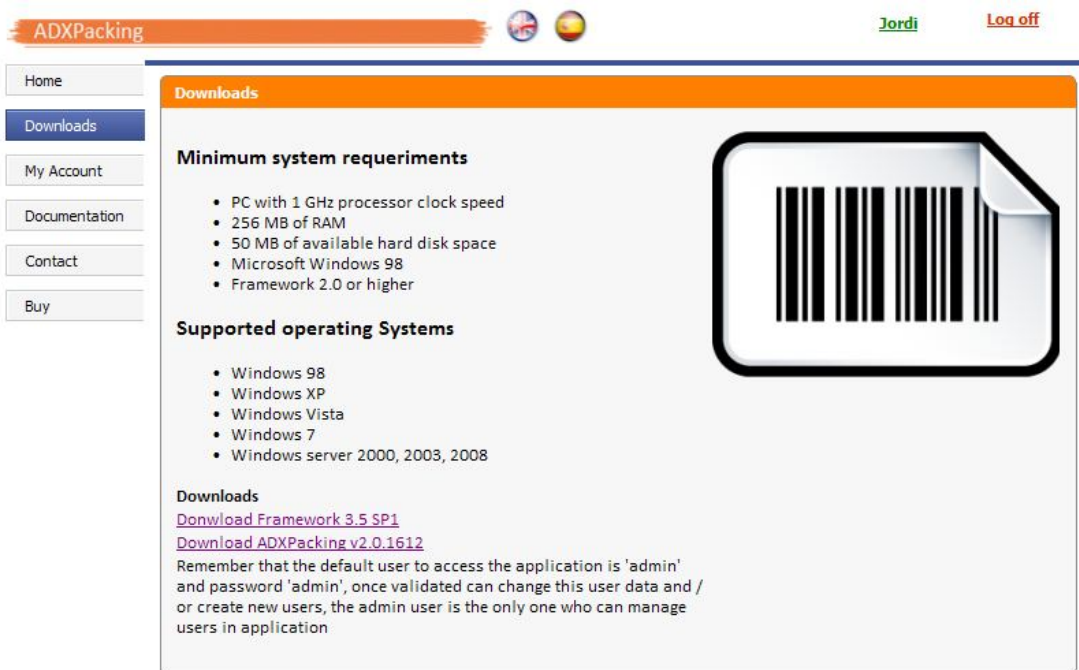


3. Once you have been log in you can access ADXPacking Site.

The section '**Home**' shows ADXPacking brochure.

Downloads

In this section, you can check the minimum requirements and supported operating systems for ADXPacking, and download 'ADXPacking' (**30-day trial version**). For more information, read 'Install Guide ADXPacking' in 'Documentation'.



My Account

This section contains account information.

My Data – You can access your personal data and modify it.

The screenshot shows the 'My Account' page with the 'My Data' tab selected. The page header includes 'ADXPacking' and the user name 'Jordi' with a 'Log off' link. The left navigation menu contains links for Home, Downloads, My Account (selected), Documentation, Contact, and Buy. The main content area has tabs for 'My Data', 'My Serial Numbers', 'New Serial', and 'Burberry'. The 'My Data' tab contains the following fields:

User	<input type="text" value="jdocobo"/>	Password	<input type="text" value="jdocobo"/>
Name	<input type="text" value="Jordi"/>	Surname	<input type="text" value="Docobo"/>
Company Identifier	<input type="text" value="000000"/>	Email	<input type="text" value="jdocobo@aradoxa.com"/>
Country	<input type="text" value="Spain"/>	City	<input type="text"/>
Address	<input type="text"/>	Phone	<input type="text"/>
Mobile	<input type="text"/>	Fax	<input type="text"/>
Contact Person	<input type="text"/>	Register Data	<input type="text" value="27/01/2010 18:31:09"/>

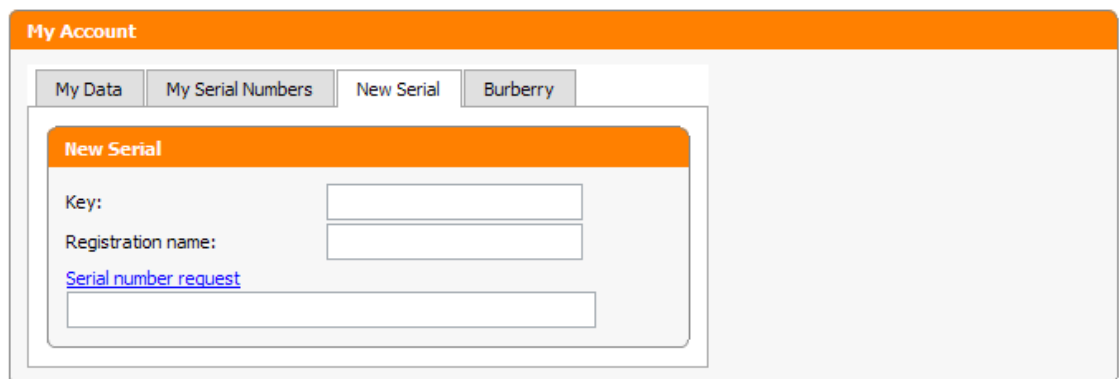
License Type: **Standar (One license)**

My Serial Numbers – It shows licenses details that you have registered.

The screenshot shows the 'My Serial Numbers' page with the 'My Serial Numbers' tab selected. The page header includes 'My Account' and the user name 'Jordi' with a 'Log off' link. The left navigation menu contains links for Home, Downloads, My Account, Documentation, Contact, and Buy. The main content area has tabs for 'My Data', 'My Serial Numbers' (selected), 'New Serial', and 'Burberry'. The 'My Serials' section displays a list of registered licenses with the following details:

```
Key: George_CC
Serial: 5E6E-DC6-C6C-0A847E
Date: 05/01/2010 01:59:30
Register Name: Por determinar
```

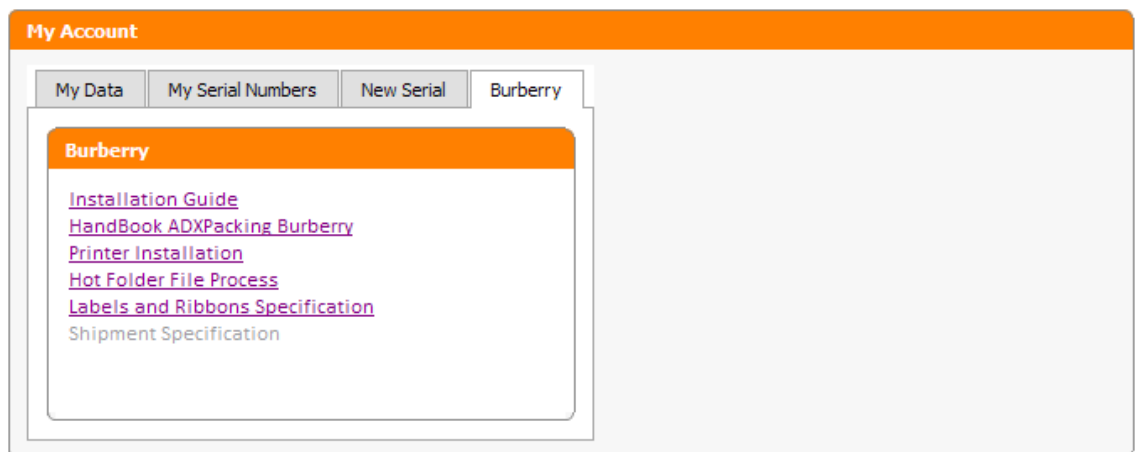
New Serial – this is the place where you request a new serial number for your installation.



The screenshot shows a web interface titled "My Account" with a navigation bar containing "My Data", "My Serial Numbers", "New Serial", and "Burberry". The "New Serial" tab is active, displaying a form with the following elements:

- New Serial** (Section Header)
- Key:
- Registration name:
- [Serial number request](#)
-

Burberry – It is a special site for Burberry, where you can download a specific handbook for Burberry and its shipment specifications.








The screenshot shows the "My Account" page with the "Burberry" tab selected. The content area lists the following links:

- [Installation Guide](#)
- [HandBook ADXPacking Burberry](#)
- [Printer Installation](#)
- [Hot Folder File Process](#)
- [Labels and Ribbons Specification](#)
- Shipment Specification

Documentation

In this section you can download all the documentation about ADXPacking in PDF Format.

-  **Handbook** – a complete application handbook.
-  **Printer Installation** – a handbook to install a generic printer.
-  **Hot folder File Process** – it shows how ADXPacking import file process runs.
-  **Install Guide ADXPacking** – a handbook to install ADXPacking.



ADXPacking Jordi Log off

Home
Downloads
My Account
Documentation
Contact
Buy

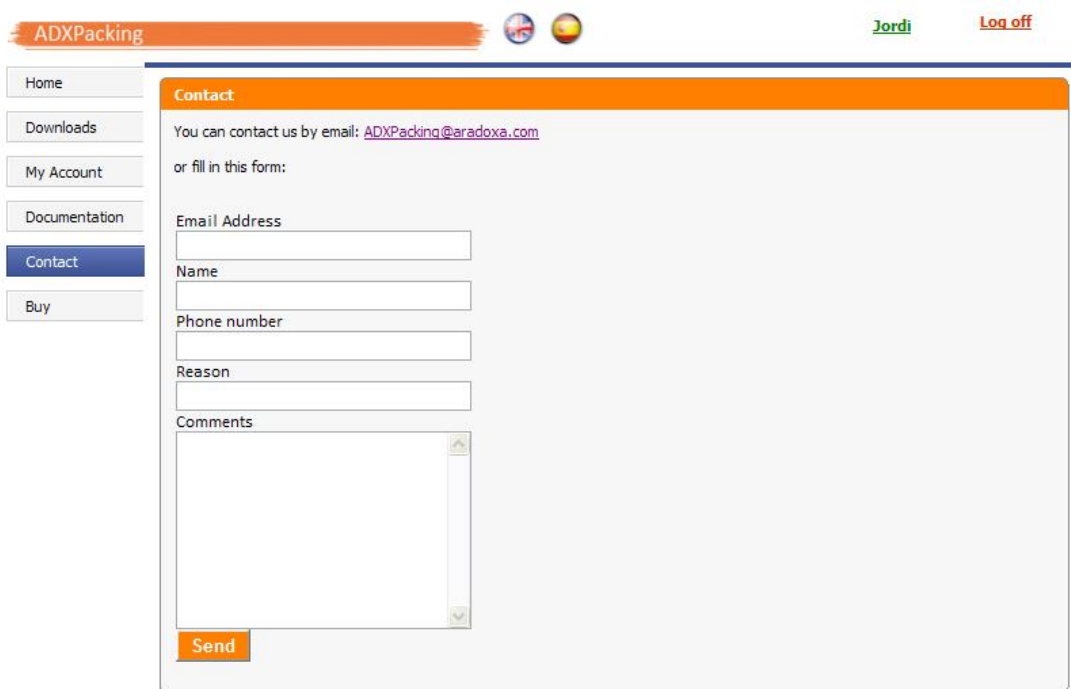
Documents

- [HandBook ADXPacking](#)
- [Printer Installation](#)
- [HotFolder File Process](#)
- [Install Guide ADXPacking](#)

Contact

In order to offer a good service to our customers it is important for us to manage all the issues by email.

You can use ADXPacking@aradoxa.com or fill in the form.



ADXPacking Jordi Log off

Home
Downloads
My Account
Documentation
Contact
Buy

Contact

You can contact us by email: ADXPacking@aradoxa.com

or fill in this form:

Email Address

Name

Phone number

Reason

Comments

Send

Product registration

Go to 'Buy' menu.

ADXPacking Jordi [Log off](#)

Home Downloads My Account Documentation Contact **Buy**

Buy

Select the type of license to purchase and press 'Buy'

License Type	License Price
<input checked="" type="radio"/> Standar (1 License)	350,00 €
<input type="radio"/> Enterprise (Unlimited Licenses)	550,00 €

1 year off license fee and 20% yearly maintenance

Total 681,50 €

Buy

Verified by **VISA** [learn more](#) **MasterCard. SecureCode.** [learn more](#)

Intermec

Model	Unit Price	QTY	
PF8 Desktop Printer	305,00 €	0	Info
PD42 Commercial Printer	676,00 €	0	Info

Zebra

Model	Unit Price	QTY	
GK420 Desktop Printer	331,50 €	1	Info
S4M Commercial Printer	766,50 €	0	Info

Shipment expenses not included

'Buy'



Aradoxa Solutions S.L.

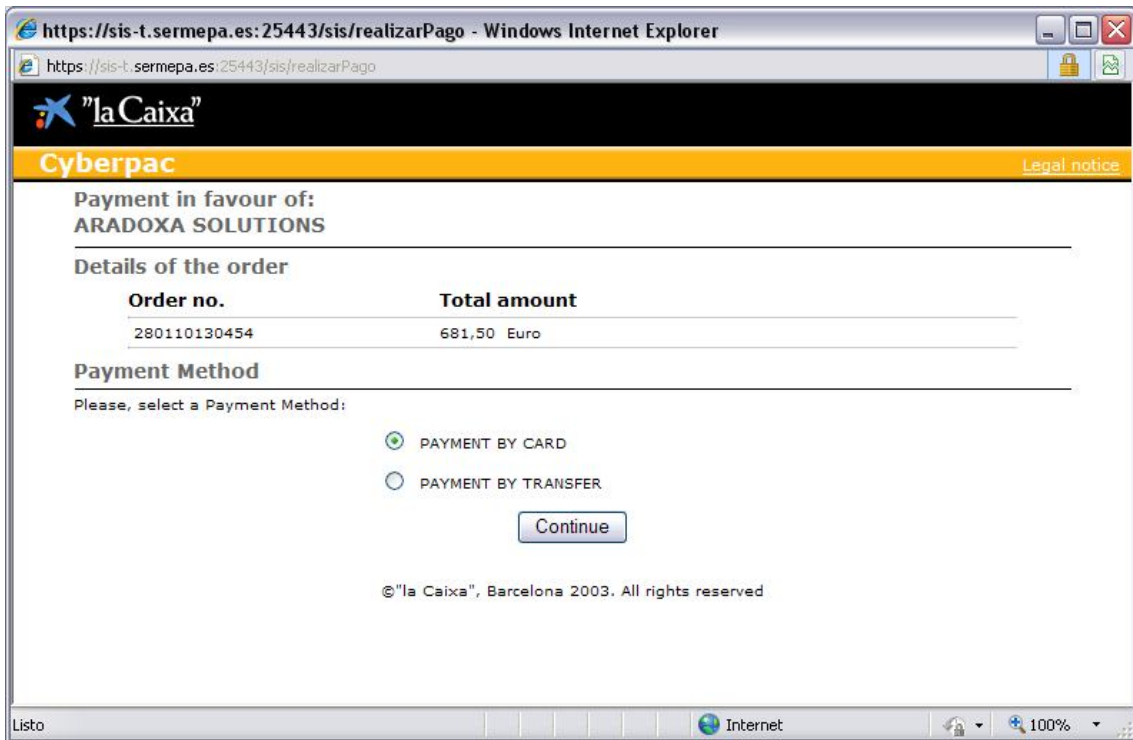
Your Order Number : 280110130454

Quantity	Product Description	Price
1	Standar License	350,00 €
1	GK420 Desktop Printer	331,50 €
		Total Amount : 681,50 €

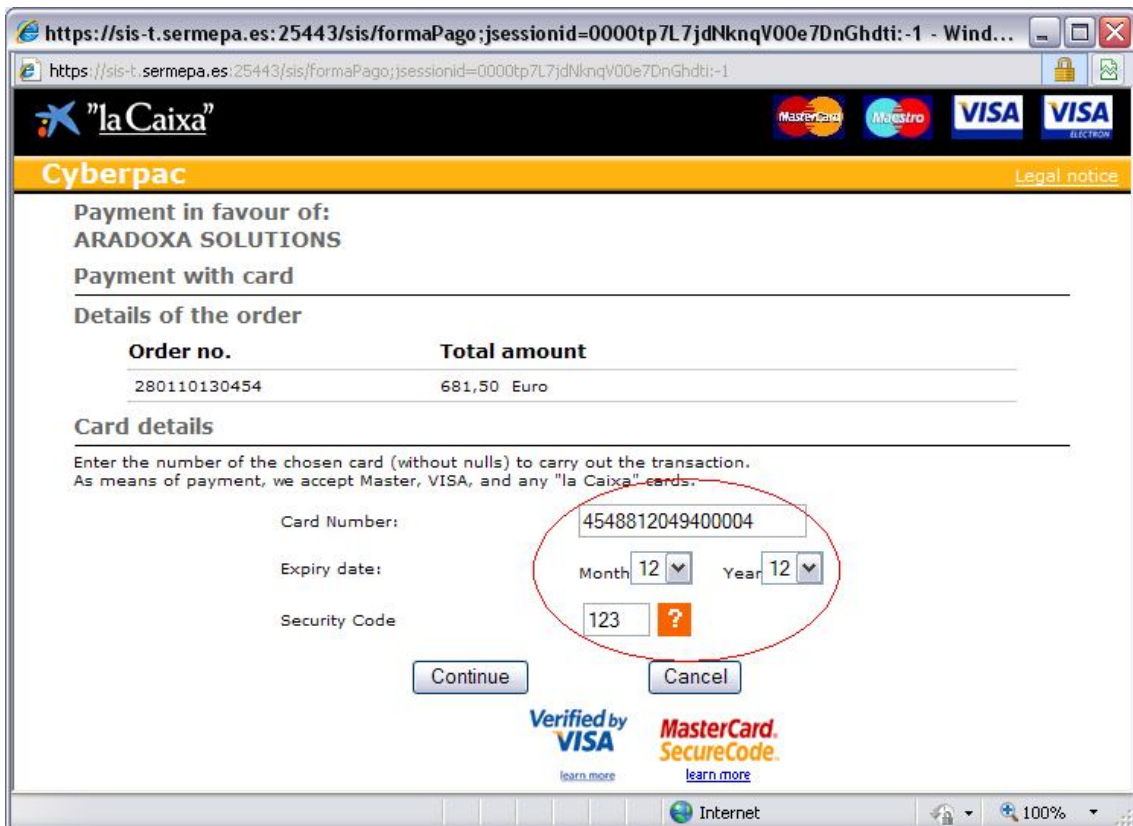
[Go Back](#)

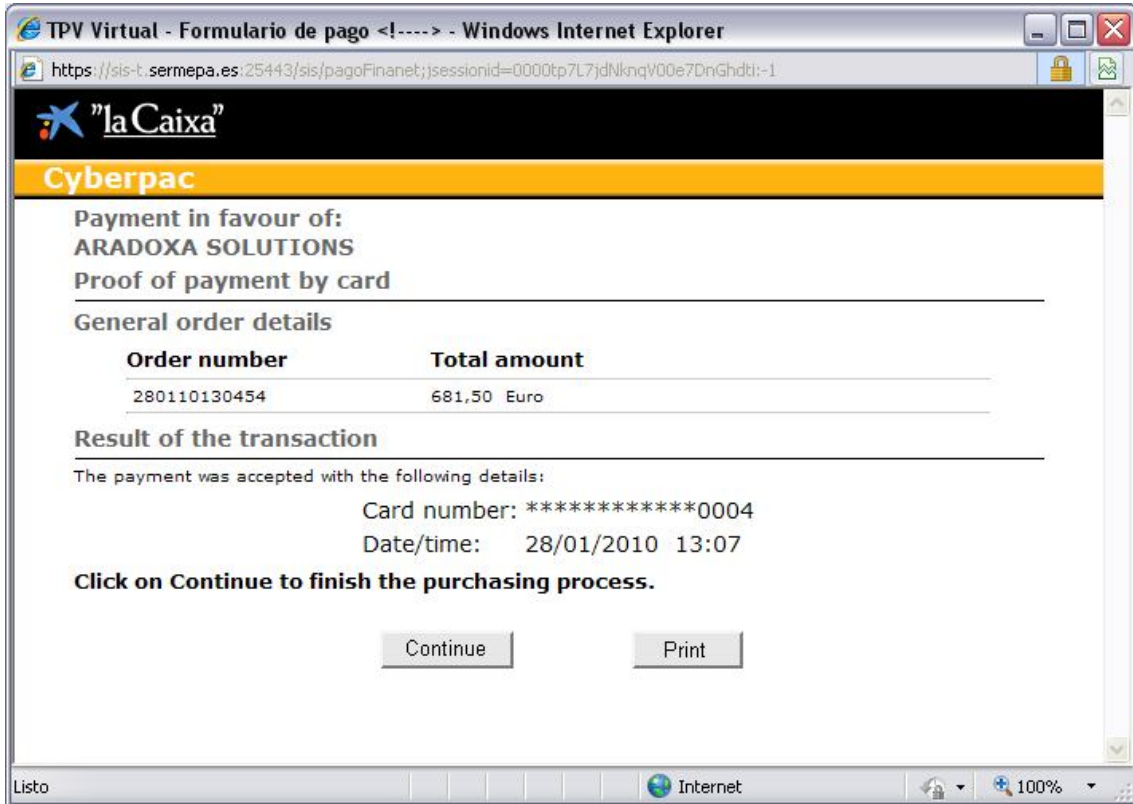
[Buy](#)





Select 'Payment By Card' and 'Continue'.





'Continue'.

